

1. Name of Listed Entity: Ushanti Colour Chem Limited
2. Scrip Code/Name of Scrip/Class of Security: UCL
3. Share Holding Pattern Filed under: 31b
4. Share Holding Pattern as on : 30-Sep-2020
5. **Declaration:** The Listed entity is required to submit the following declaration to the extent of submission of information:-

S. No.	Particulars	Yes/No	
1	Whether the Listed Entity has issued any partly paid up shares?	No	
2	Whether the Listed Entity has issued any Convertible Securities?	No	
3	Whether the Listed Entity has any shares against which depository receipts are issued?	No	
4	Whether the Listed Entity has any shares in locked-in?	Yes	Promoter and Promoter Group
5	Whether any shares held by promoters are pledge or otherwise encumbered?	No	
6	Whether the Listed Entity has issued any differential Voting Rights?	No	
7	Whether the Listed Entity has issued any Warrants ?	No	
8	Whether the listed entity has any significant beneficial owner?	Yes	



Table I - Summary Statement holding of specified securities

Category (I)	Category of shareholder (II)	Nos. of shareholders (III)	No. of fully paid up equity shares held (IV)	No. of Partly paid-up equity shares held (V)	No. of shares underlying Depository Receipts (VI)	Total nos. shares held (VII) = (IV)+(V)+(VI)	Shareholding as a % of total no. of shares (calculated as per SCRR, 1957) (VIII)	Number of Voting Rights held in each class of securities (IX)			No. of Shares Underlying Outstanding convertible securities (including Warrants) (X)	Shareholding, as a % assuming full conversion of convertible securities ( as a percentage of diluted share capital) (XI) = (VII)+(X) As a % of (A+B+C2)	Number of Locked in shares (XII)		Number of Shares pledged or otherwise encumbered (XIII)		Number of equity shares held in dematerialized form (XIV)	
								No of Voting Rights					Total as a % of (A+B+C)	No. (a)	As a % of total Shares held (b)	No. (a)		As a % of total Shares held (b)
								Class eg: X	Class eg: y	Total								
A	Promoter & Promoter Group	9	5427700	0	0	5427700	74.33	542700	0	5427700	74.33	0	74.33	1525767	28.11		5427700	
B	Public	245	1874000	0	0	1874000	25.67	1874000	0	1874000	25.67	0	25.67	0	0		1874000	
C	Non Promoter-Non Public	0	0	0	0	0	0	0	0	0	0	0	0	0	0	0	0	
C1	Shares underlying DRs	0	0	0	0	0	0	0	0	0	0	0	0	0	0	0	0	
C2	Shares held by Employee Trusts	0	0	0	0	0	0	0	0	0	0	0	0	0	0	0	0	
	Total	254	7301700	0	0	7301700	100	7301700	0	7301700	100	0	100	1525767	20.9		7301700	



Archit Shah  


Table II - Statement showing shareholding pattern of the Promoter and Promoter Group

Category & Name of the Shareholders (I)	PAN (II)	No. of share holders (III)	No. of fully paid up equity shares held (IV)	Partly paid-up equity shares held (V)	Nos. of Shares underlying Depository Receipts (VI)	Total nos. shares held (VII = IV+V+VI)	Shareholding % calculated as per SCRR, 1957 (VIII)	Number of Voting Rights held in each class of securities (IX)			No. of Underlying Outstanding convertible securities (including Warrants) (X)	Shareholding, as a % assuming full conversion of convertible securities (XI) = (VII)+(X) as a % of A+B+C2	Number of Locked in shares (XII)		Number of Shares pledged or otherwise encumbered (XIII)		Number of equity shares held in dematerialized form (XIV)		
								No of Voting Rights					Total as a % of Total Voting rights	No. (a)	As a % of total shares held (b)	No. (a)		As a % of total shares held (b)	
								As a % of (A+B+C2) (VIII)	Class X	Class Y									Total
l	Indian		0	0	0	0	0	0	0	0	0	0	0	0	0	0	0		
a	Individuals/Hindu undivided Family		2	27148054	0	0	2714854	37.18	27148054	2714854	37.18	0	37.18	1525767	56.2			2714854	
	MAUNAL SHANTILAL GANDHI	ABN PG20 84Q	1	13554027	0	0	1355427	18.56	13554027	1355427	18.56	0	18.56	762868	56.2	8		1355427	
	MINKU SHANTILAL GANDHI	ABV PG63 06P	1	13594027	0	0	1359427	18.62	13594027	1359427	18.62	0	18.62	762899	56.1	2		1359427	
b	Central Government/ State Government(s)		0	0	0	0	0	0	0	0	0	0	0	0	0			0	
c	Financial Institutions/ Banks		0	0	0	0	0	0	0	0	0	0	0	0	0			0	
d	Any Other (specify)		7	27128046	0	0	2712846	37.15	27128046	2712846	37.15	0	37.15	0	0			2712846	
	Director or Director's Relatives		7	27128046	0	0	2712846	37.15	27128046	2712846	37.15	0	37.15	0	0			2712846	



	Sub-Total (A)(1)		9	5427700	0	0	5427700	74.33	5427700	5427700	74.33	0	74.33	1525767	28.11		5427700
2	Foreign		0	0	0	0	0	0	0	0	0	0	0	0	0		0
a	Individuals (Non-Resident Individuals/ Foreign Individuals)		0	0	0	0	0	0	0	0	0	0	0	0	0		0
b	Government		0	0	0	0	0	0	0	0	0	0	0	0	0		0
c	Institutions		0	0	0	0	0	0	0	0	0	0	0	0	0		0
d	Foreign Portfolio Investor		0	0	0	0	0	0	0	0	0	0	0	0	0		0
e	Any Other (specify)		0	0	0	0	0	0	0	0	0	0	0	0	0		0
	Sub-Total (A)(2)		0	0	0	0	0	0	0	0	0	0	0	0	0		0
	Total Shareholding of Promoter and Promoter Group (A)= (A)(1)+(A)(2)		9	5427700	0	0	5427700	74.33	5427700	5427700	74.33	0	74.33	1525767	28.11		5427700
	SHANTILAL BHAILAL GANDHI (HUF)	AAB HG3688P	1	40011	0	0	40011	0.55	40011	40011	0.55	0	0.55	0	0		40011
	MAUNAL SHANTILAL GANDHI (HUF)	AAD HM8767K	1	44	0	0	44	0	44	44	0	0	0	0	0		44
	MINKU SHANTILAL GANDHI (HUF)	AAD HM8768G	1	33	0	0	33	0	33	33	0	0	0	0	0		33


  
 Anil Shah
   
 COLOUR CHEM LTD.
   
 AHMEDABAD

MONA MAUNAL GANDHI	AERP1 G063 4F	481250	0	0	481250	6.59	481250	0	481250	6.59	0	6.59	0	0	481250
SHEFALI MINKU GANDHI	AERP1 G063 5E	481250	0	0	481250	6.59	481250	0	481250	6.59	0	6.59	0	0	481250
SHANTILAL BHAILALBHAI GANDHI	AERP1 G814 5D	1710247	0	0	1710247	23.42	1710247	0	1710247	23.42	0	23.42	0	0	1710247
AADIT MINKU GANDHI	BXTP1 G626 1L	11	0	0	11	0	11	0	11	0	0	0	0	0	11





Table III - Statement showing shareholding pattern of the Public shareholder

	Category & Name of the Shareholders (I)	PAN (II)	Nos. of shareholder (III)	No. of fully paid up equity shares held (IV)	Partly paid-up equity shares held (V)	Nos. of shares underlying Depository Receipts (VI)	Total nos. shares held VII = IV+V+VI	Shareholding % calculated as per SCRR, 1957 As a % of (A+B+C2) VIII	Number of Voting Rights held in each class of securities (IX)			No. of Shares Underlying Outstanding convertible securities (including Warrants) (X)	Total shareholding, as a % assuming full conversion of convertible securities (as a percentage of diluted share capital) (XI)	Number of Locked in shares (XII)		Number of Shares pledged or otherwise encumbered (XIII)		Number of equity shares held in dematerialized form (XIV)	
									No of Voting Rights					Total as a % of Total Voting rights	No. (a)	As a % of total Shares held (b)	No. (Not applicable) (a)		As a % of total shares held (Not applicable) (b)
									Class X	Class Y	Total								
I	Institutions		0	0	0	0	0	0	0	0	0	0	0	0	0	0	0	0	
a	Mutual Funds/		0	0	0	0	0	0	0	0	0	0	0	0				0	
b	Venture Capital Funds		0	0	0	0	0	0	0	0	0	0	0	0				0	
c	Alternate Investment Funds		0	0	0	0	0	0	0	0	0	0	0	0				0	
d	Foreign Venture Capital Investors		0	0	0	0	0	0	0	0	0	0	0	0				0	
e	Foreign Portfolio Investors		0	0	0	0	0	0	0	0	0	0	0	0				0	
f	Financial Institutions/ Banks		0	0	0	0	0	0	0	0	0	0	0	0				0	
g	Insurance Companies		0	0	0	0	0	0	0	0	0	0	0	0				0	
h	Provident Funds/ Pension Funds		0	0	0	0	0	0	0	0	0	0	0	0				0	
i	Any Other (specify)		0	0	0	0	0	0	0	0	0	0	0	0				0	



	Sub-Total (B)(1)		0	0	0	0	0	0	0	0	0	0	0	0	0	0	0	0
2	Central Government/ State Government(s) / President of India		0	0	0	0	0	0	0	0	0	0	0	0	0	0	0	0
	Sub-Total (B)(2)		0	0	0	0	0	0	0	0	0	0	0	0	0	0	0	0
3	Non-institutions		0	0	0	0	0	0	0	0	0	0	0	0	0	0	0	0
a	Individuals -		208	141600	0	0	141600	19.39	141600	00	141600	00	19.39	0	0	0	0	1416000
i	Individual shareholders holding nominal share capital up to Rs. 2 lakhs.		195	702000	0	0	702000	9.61	702000	0	702000	000	9.61	0	0	0	0	702000
ii	Individual shareholders holding nominal share capital in excess of Rs. 2 lakhs.		13	714000	0	0	714000	9.78	714000	0	714000	000	9.78	0	0	0	0	714000
	AMISHI PIYUSH SHAH	AVE PS11 54J	1	76000	0	0	76000	1.04	76000	0	76000	00	1.04	0	0	0	0	76000
	JIGNESH SHASHIKANT DESAI	ABR PD13 46C	1	76000	0	0	76000	1.04	76000	0	76000	00	1.04	0	0	0	0	76000
	KUNAL SURENDRA BHAI SHAH	ACJP S9375 D	1	84000	0	0	84000	1.15	84000	0	84000	00	1.15	0	0	0	0	84000



	PIYUSH JASHWANT LAL SHAH	ALLP1 S1074 N	1	148000	0	0	148000	2.03	148000	0	148000	2.03	0	2.03	0	148000
b	NBFCs registered with RBI		0	0	0	0	0	0	0	0	0	0	0	0	0	0
c	Employee Trusts		0	0	0	0	0	0	0	0	0	0	0	0	0	0
d	Overseas Depositories (holding DRs) (balancing figure)		0	0	0	0	0	0	0	0	0	0	0	0	0	0
e	Any Other (specify)		37	458000	0	0	458000	6.27	458000	0	458000	6.27	0	6.27	0	458000
	Bodies Corporate		7	200000	0	0	200000	2.74	200000	0	200000	2.74	0	2.74	0	200000
	Clearing member		1	2000	0	0	2000	0.03	2000	0	2000	0.03	0	0.03	0	2000
	HUF		28	254000	0	0	254000	3.48	254000	0	254000	3.48	0	3.48	0	254000
	Non-Resident Indian (NRI)		1	2000	0	0	2000	0.03	2000	0	2000	0.03	0	0.03	0	2000
	Sub-Total (B)(3)		245	1874000	0	0	1874000	25.66	1874000	0	1874000	25.66	0	25.66	0	1874000
	Total Public Shareholding (B)= (B)(1)+(B)(2)+(B)(3)		245	1874000	0	0	1874000	25.66	1874000	0	1874000	25.66	0	25.66	0	1874000
	YASH CHEMEX LIMITED	AAA CY27 34L	1	158000	0	0	158000	2.16	158000	0	158000	2.16	0	2.16	0	158000
	PRITESH Y SHAH (HUF)	AAIH1 P7933 H	1	96000	0	0	96000	1.31	96000	0	96000	1.31	0	1.31	0	96000






Table IV - Statement showing shareholding pattern of the Non Promoter- Non Public shareholder

Category & Name of the Shareholders (i)	PAN (ii)	No. of older shares (iii)	No. of fully paid up equity shares held (iv)	Partly paid-up equity shares held (v)	Nos. of shares underlying Depository Receipts (vi)	Total no. shares held (VII = IV+V+VI)	Shareholding % calculated as per SCRR, 1957 As a % of (A+B+C2) (viii)	Number of Voting Rights held in each class of securities (ix)			No. of Shares Underlying Outstanding convertible securities (including Warrants) (x)	Total shareholding, as a % assuming full conversion of convertible securities (as a percentage of diluted share capital) (xi)	Number of Locked in shares (xii)		Number of Shares pledged or otherwise encumbered (xiii)		Number of equity shares held in dematerialized form (xiv) (Not Applicable)	
								Class X	Class Y	Total			No.	As a % of total Shares held	No. (Not applicable)	As a % of total shares held (Not applicable)		
1 Custodian/DR Holder		0	0	0	0	0	0	0	0	0	0	0	0	0	0	0	0	0
2 Employee Benefit Trust (under SEBI (Share based Employee Benefit) Regulations, 2014)		0	0	0	0	0	0	0	0	0	0	0	0	0	0	0	0	0
Total Non-Promoter- Non Public Shareholding (C)= (C)(1)+(C)(2)		0	0	0	0	0	0	0	0	0	0	0	0	0	0	0	0	0



Table V - Statement showing shareholding pattern of the Significant Beneficiary Owner (SBO)

	Name	PAN	Passport No. in case of a foreign national	Nationality	Details of holding/ exercise of right of the SBO in the reporting company, whether direct or indirect*					Date of creation / acquisition of significant beneficial interest
					Shares	Voting rights	Rights on distributable dividend or any other distribution	Exercise of control	Exercise of significant influence	
1	MINKU SHANTILAL GANDHI	ABVPG6306P		INDIAN	18.62	18.62	18.62			
A	MINKU SHANTILAL GANDHI (HUF)	AADHM8768G		INDIAN	18.62	18.62	18.62	No	No	01-Apr-2002
2	MAUNAL SHANTILAL GANDHI	ABNPG2084Q		INDIAN	18.56	18.56	18.56			
A	MAUNAL SHANTILAL GANDHI (HUF)	AADHM8767K		INDIAN	18.56	18.56	18.56	No	No	01-Apr-2002
3	SHANTILAL BHAILALBHDAI GANDHI	AERPG8145		INDIAN	23.97	23.97	23.97			
A	SHANTILAL BHAILAL GANDHI (HUF)	AABHG3688P		INDIAN	23.97	23.97	23.97	No	No	05-May-2017



Table II- Unclaim Details

Details of Shares which remain unclaimed may be given here along with details such as number of shareholders, outstanding shares held in demat/unclaimed suspense account, voting rights which are frozen etc.	
No. of shareholders	No of share held

Table III- Unclaim Details

Details of Shares which remain unclaimed may be given here along with details such as number of shareholders, outstanding shares held in demat/unclaimed suspense account, voting rights which are frozen etc.	
No. of shareholders	No of share held

Table III- Person in Concert

Details of the shareholders acting as persons in Concert including their Shareholding			
Name of shareholder	Name of PAC	No. of share	Holding %

